


West Virginia Investment Management Board
Periods Ending March 31, 2001



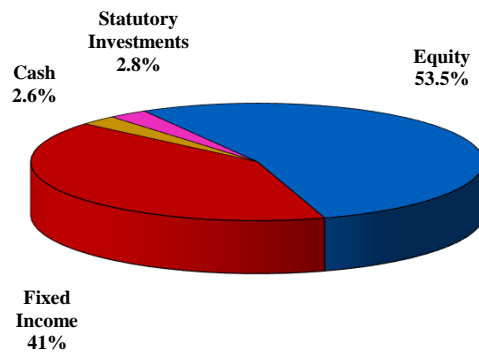
Assets	Asset Values	Month Investment Earnings	Index Returns (Blue)			Actual Returns (Black)		
			Month	Qtr	YTD	1 Year	3 Years	5 Years
Consolidated Pension Fund								
Pension Assets								
Public Employees' Retirement System	\$2,572,894,637	(\$90,548,955)	(3.4)%	(4.5)%	(4.5)%	(4.9)%	4.3 %	5.9 %
<i>Allocation Index</i>			(3.6)%	(5.9)%	(5.9)%	(9.0)%	2.7 %	N/A
Teachers' Retirement System	965,717,462	(34,006,718)	(3.4)%	(4.5)%	(4.5)%	(4.7)%	4.2 %	5.9 %
<i>Allocation Index</i>			(3.4)%	(5.4)%	(5.4)%	(7.9)%	3.0 %	N/A
Public Safety Retirement System	73,421,729	(2,659,548)	(3.5)%	(4.6)%	(4.6)%	(5.1)%	4.2 %	5.9 %
<i>Allocation Index</i>			(3.5)%	(5.6)%	(5.6)%	(8.1)%	3.0 %	N/A
Judges' Retirement System	43,531,100	(1,534,191)	(3.4)%	(4.5)%	(4.5)%	(4.6)%	4.2 %	5.8 %
<i>Allocation Index</i>			(3.4)%	(5.5)%	(5.5)%	(7.7)%	3.0 %	N/A
State Police Retirement System	8,750,579	(299,924)	(3.4)%	(4.4)%	(4.4)%	(3.6)%	4.0 %	5.7 %
<i>Allocation Index</i>			(3.3)%	(5.3)%	(5.3)%	(6.4)%	3.0 %	N/A
Deputy Sheriffs' Retirement System	39,920,589	(1,396,804)	(3.4)%	(4.4)%	(4.4)%	(4.0)%	N/A	N/A
<i>Allocation Index</i>			(3.3)%	(5.2)%	(5.2)%	(6.9)%	N/A	N/A
Insurance Assets								
Worker's Compensation Fund I	667,543,942	(25,056,802)	(3.4)%	(4.4)%	(4.4)%	(2.9)%	4.8 %	6.2 %
<i>Allocation Index</i>			(3.1)%	(4.9)%	(4.9)%	(5.7)%	3.5 %	N/A
Worker's Compensation Fund II	429,193,380	(14,768,742)	(3.3)%	(4.3)%	(4.3)%	(3.0)%	4.4 %	6.0 %
<i>Allocation Index</i>			(3.3)%	(5.2)%	(5.2)%	(5.5)%	3.4 %	N/A
Pneumoconiosis	334,768,391	(2,998,246)	(0.9)%	0.6 %	0.6 %	6.4 %	6.9 %	7.5 %
<i>Allocation Index</i>			(0.7)%	0.3 %	0.3 %	4.8 %	6.7 %	N/A
Worker's Compensation EELF	8,656,888	(195,342)	(2.2)%	(2.2)%	(2.2)%	(0.3)%	6.1 %	6.8 %
<i>Allocation Index</i>			(2.1)%	(2.8)%	(2.8)%	(2.8)%	4.6 %	N/A
Endowment Assets								
Wildlife Fund	22,370,026	(96,642)	(0.4)%	0.7 %	0.7 %	7.0 %	N/A	N/A
<i>Allocation Index</i>			(0.3)%	0.7 %	0.7 %	5.7 %	N/A	N/A
Prepaid Tuition Trust	44,634,926	(1,411,379)	(3.1)%	(4.1)%	(4.1)%	(4.4)%	N/A	N/A
<i>Allocation Index</i>			(3.2)%	(5.0)%	(5.0)%	(7.4)%	N/A	N/A
Consolidated Fund*								
Cash Liquidity Pool	979,809,727	4,819,081	0.5 %	1.6 %	1.6 %	6.6 %	5.8 %	N/A
Government Money Market Pool	182,418,027	857,659	0.5 %	1.5 %	1.5 %	6.6 %	5.7 %	N/A
<i>Salomon 90 Day T-Bill</i>			0.4 %	1.4 %	1.4 %	6.0 %	5.3 %	5.3 %
Enhanced Yield Pool	345,912,318	2,753,349	0.8 %	2.7 %	2.7 %	9.7 %	6.6 %	N/A
<i>Salomon 1-3 Yr Govt/Corp</i>			0.9 %	3.0 %	3.0 %	10.0 %	6.6 %	6.6 %

*Includes only manager directed accounts.
Returns are net of manager fees and expenses. Returns shorter than 1 year are unannualized.
Allocation Index: Fund's beginning asset allocation with benchmark returns

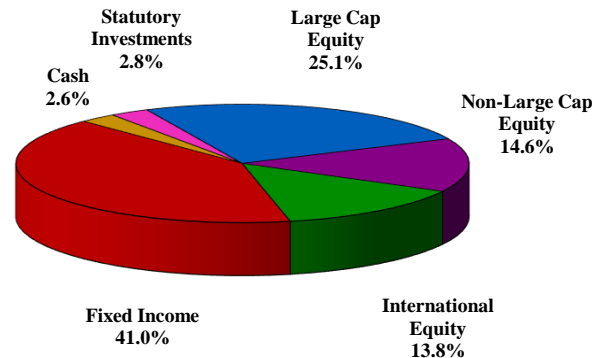
Consolidated Pension Fund

Periods Ending March 31, 2001

Asset Allocation



Pool Allocation



Investment Pools	Asset Values (000's)	Index Returns (Blue)			Actual Returns (Black)		
		Month	Qtr	YTD	1 Year	2 Years	3 Years
Large Cap Equity							
Large Cap	\$1,309,440	(6.6)%	(11.6)%	(11.6)%	(21.5)%	(3.4)%	3.5 %
S&P 500		(6.3)%	(11.9)%	(11.9)%	(21.7)%	(3.9)%	3.1 %
Non-Large Cap Equity							
Total Non-Large Cap	\$763,471	(4.3)%	(4.1)%	(4.1)%	(1.1)%	14.9 %	1.0 %
Russell 2500		(5.5)%	(8.7)%	(8.7)%	(13.5)%	11.4 %	2.5 %
Total Domestic Equity	\$2,072,911	(5.8)%	(8.9)%	(8.9)%	(14.9)%	2.1 %	3.1 %
Domestic Index		(6.1)%	(10.8)%	(10.8)%	(19.0)%	1.2 %	N/A
International Equity							
Total International	\$718,280	(7.1)%	(11.9)%	(11.9)%	(18.3)%	7.4 %	3.1 %
MSCI All Country World EX US		(7.1)%	(12.9)%	(12.9)%	(26.8)%	(2.5)%	(0.7)%
Total Global Equity	\$2,791,192	(6.1)%	(9.7)%	(9.7)%	(15.8)%	3.5 %	3.1 %
Global Index		(6.3)%	(11.3)%	(11.3)%	(20.9)%	0.4 %	2.2 %
Fixed Income							
Total Fixed Income	\$2,138,352	0.3 %	3.2 %	3.2 %	12.9 %	7.0 %	6.6 %
Salomon Broad Investment Grade		0.5 %	3.1 %	3.1 %	12.6 %	7.1 %	6.9 %
Cash							
Short Term	\$137,963	0.5 %	1.5 %	1.5 %	6.5 %	5.8 %	6.1 %
Salomon 180 Day T-Bill		0.6 %	1.8 %	1.8 %	6.9 %	5.9 %	5.7 %
Statutory Investments	\$145,464	0.5 %	1.6 %	1.6 %	6.5 %	6.9 %	N/A
Consolidated Pension Fund	\$5,212,970	(3.2)%	(4.1)%	(4.1)%	(3.7)%	3.2 %	4.5 %